

HDMI 101 Plus • Setup Guide

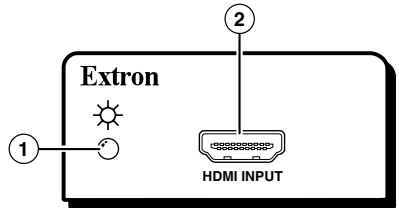
IMPORTANT:
Refer to www.extron.com for the complete user guide and installation instructions before connecting the product to the power source.

Overview

The Extron HDMI 101 Plus is a cable equalizer that extends HDMI signals up to 250 feet (76 m) at resolutions up to 1080p or 1920x1200. This setup guide provides instructions for a basic installation by an experienced installer. For complete instructions, see the *HDMI 101 Plus User Guide*, which is available on the Extron web site (www.extron.com).

Front Panel

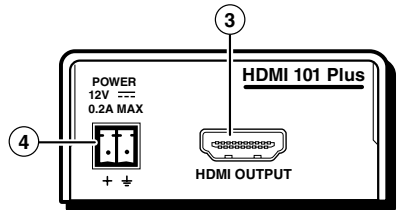
- ① **Power and signal status LED** — lights amber when power is connected, lights green when there is an active HDMI signal
- ② **HDMI input**



Rear Panel

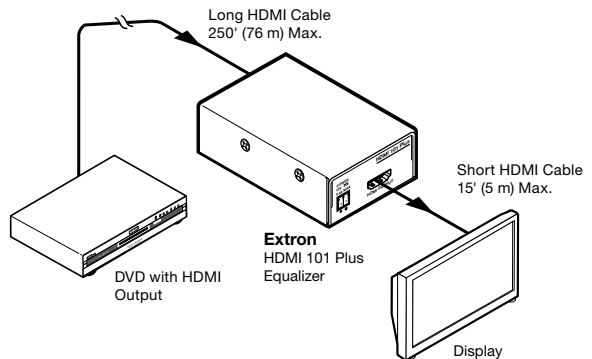
- ③ **HDMI output**
- ④ **Power input** — Connect the 12 VDC, 1 A power supply to this power input.

Alternatively, the HDMI 101 Plus can draw power from the source device over the HDMI cable but this reduces the maximum cable length (see the table on the next page).



Installation

1. Place the HDMI 101 Plus at the end of a long cable run from the source device and close to the output device.
2. Connect the source device to the input of the equalizer. See the table below for the maximum cable distances.
3. Connect the display device to the output of the equalizer. This cable should be a maximum of 15 feet (5 m).



NOTE: Use the LockIt™ HDMI lacing brackets provided to secure the HDMI connectors (see the *LockIt HDMI Lacing Bracket Installation Guide* at www.extron.com).

HDMI 101 Plus • Setup Guide (Continued)

4. If required, connect the power supply (provided) to the 2-pole captive screw connector.

CAUTION: Before connecting the power supply, see the Caution in the “Power Connector” section of the *HDMI 101 Plus User Guide*, at www.extron.com.

NOTE: If all the devices are correctly cabled and powered on and you do not see an image on the display device, you may need to buffer the DDC signal (see the *HDMI 101 Plus User Guide*).

Maximum Cable Distances

The maximum cable distance depends on resolution, frequency, whether the HDMI 101 Plus receives power from the source device or from the external power supply, and, for PC resolutions, the power of the graphics card (when powered by source). When the source is a PC, Extron recommends the HDMI 101 Plus be powered by an external power supply.

Video Resolution	Maximum Distance (powered by source)	Maximum Distance (powered by external power supply)
720p	150 feet (46 m)	250 feet (76 m)
1080i	150 feet (46 m)	250 feet (76 m)
1080p 8 bit	150 feet (46 m)	200 feet (61 m)
1080p 10 bit	150 feet (46 m)	175 feet (53 m)
1080p 12 bit	125 feet (38 m)	150 feet (46 m)
1024x768 (60 Hz)	150 feet (46 m)	250 feet (76 m)
1280x1024 (60 Hz)	150 feet (46 m)	250 feet (76 m)
1600x1200 (60 Hz)	125 feet (38 m)	200 feet (61 m)
1920x1200 (60 Hz)	125 feet (38 m)	200 feet (61 m)

Extron USA - West Headquarters +800.633.9876 Inside USA and Canada Only +1.714.491.1500 +1.714.491.1517 FAX	Extron USA - East +800.633.9876 Inside USA and Canada Only +1.919.863.1794 +1.919.863.1797 FAX	Extron Europe +800.3987.6673 Inside Europe Only +31.33.453.4040 +31.33.453.4050 FAX	Extron Asia +800.7339.8766 Inside Asia Only +65.6383.4400 +65.6383.4664 FAX	Extron Japan +81.3.3511.7655 +81.3.3511.7656 FAX	Extron China +400.883.1568 Inside China Only +86.21.3760.1568 +86.21.3760.1566 FAX	Extron Middle East +971.4.2991800 +971.4.2991880 FAX 68-1983-50 Rev. A 05 11
---	--	---	---	--	--	--